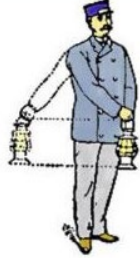





Railroad Hand Signals Chart

EHSS-Phos Program – Railroads, Appendix E



Railroad Hand Signals

MANNER OF USING	INDICATION	
Swung across the track	STOP	
Held horizontally at arm's length when train is moving	REDUCE SPEED	
Raised and lowered vertically	PROCEED	
Swung vertically in a circle	BACK	



Railroad Hand Signals Chart

EHSS-Phos Program – Railroads, Appendix E

MANNER OF USING	INDICATION	
Swung horizontally above the head when the train is standing	APPLY AIR BRAKES	
Held at arm's length above the head when the train is standing	RELEASE AIR BRAKES	
Any objects waved violently by anyone on or near the track	STOP	